



NATIONAL TRAVEL  
INDUSTRY AWARDS

2022  
FINALIST

# Southern Lights. by Flight

**Witness the Aurora Australis  
over the Southern Ocean**

[chimuadventures.com](http://chimuadventures.com)





# THE SOUTHERN LIGHTS

## *Aurora Australis*

Join Chimu with expert astronomers and fly into the night, to witness one of the world's most magical natural phenomena.


Take off onboard a Qantas Boeing 787-9 Dreamliner, and we will head south over the Southern Ocean towards Antarctica, aiming for latitudes of 62 degrees south where the Aurora Australis is brightest.

We will take you far away from light pollution, high above the clouds and weather systems to see a magical and unforgettable display with uninterrupted view of the southern lights. Along the way you will see constellations, stars, and planets as you have never witnessed before.

Throughout the flight you will receive a full inflight catering service in both business and economy classes. An expert astronomer will provide information en route about how an aurora is created, as well

as pointing out their favourite night sky objects. They will instruct you on how to photograph an aurora and we will have a photographer onboard to assist on how best to use your cameras.

At the Latitudes we are heading to, it doesn't get properly dark between October and March. That's why The Aurora flights run between Autumn and Spring and we've chosen our flight times carefully during this period.



*\*This map is an example. Each flight route differs according to conditions.*

### WHAT TO EXPECT ON BOARD

Aboard our privately chartered aircraft, you will experience unparalleled viewing of the magical Aurora Australis. Enjoy Qantas service – including premium drinks, delicious meals, and access to a range of inflight entertainment.

The duration of the flight varies between 10-13 hours depending on departure airport and we'd typically hope to see a 3/4 of hours of Auroral activity over the course of the trip.

Viewing of the Aurora is an exciting experience, but it is important to note that there is a difference between viewing the Aurora with the naked eye versus what the camera captures. Striking images and

videos of the Aurora that you may have seen are captured thanks to the extreme sensitivity of modern digital cameras. To help guests we will have a professional photographer onboard who can assist you in getting the best possible results. If you are an avid photographer or astronomer, we highly recommend you choose a premium seat or book a full row in economy to guarantee window access throughout the duration of the flight.

Guests should be aware that once in the Aurora zone the cabin lights will be turned off to enable best viewing.





**NAKED EYE – WHAT SOME WILL SEE**



**NAKED EYE – WHAT SOME WILL SEE**



**CAMERA LENS**

# VIEWING THE AURORAS

## What to expect

**The single most important thing that you can do to maximise your visual experience of the aurora is to allow your eyes to fully adjust to the darkness.**

I'm sure most of us have seen those beautiful colourful aurora images, and some of you may have wondered if the colours in these pictures are in fact real, or are they just the product of over zealous photoshopping. Well the answer is "yes", the colours are indeed very real, however it's important to realise that modern cameras are significantly more sensitive to colour than the human eye. The human perception is therefore always something a little less intense.

To understand how the eye perceives the colour of the aurora, it's useful to have a basic understanding of the structure and function of the eye. The retina (the layer of cells at the back of the eye that sense and respond to light) contains two type of photo sensor cells, the "Rods" and the "Cones". Rods are exceptionally sensitive to light, but they are relatively low resolution and only "see" in black and white.

The cones on the other hand can perceive full colour and are highly concentrated in the central retina producing high resolution central colour perception, but they are less sensitive than rods so require a brighter light source to be activated. So dim auroral displays which are only capable of triggering the rods will only be perceived in black and white – the aurora appears as a whitish or grey cloud of constantly changing light. Brighter displays have a greater chance of triggering the cones and resulting in some colour perception. Even still, in all but the very extreme displays, colour will appear muted in comparison to the photos.

On the whole, older eyes are less sensitive to light perception in dim conditions. The result is that during the same display some people will report seeing obvious colour while others will report seeing only grey. Even two people of similar age may report differences in colour perception during the same display.

The single most important thing that you can do to maximised your

visual experience of the aurora is to allow your eyes to fully adjust to the darkness. This ensures that the pupils are maximally dilated and that the rods and cones are operating at peak sensitivity. It takes up to 20 minutes for the human eye to fully dark adapt. Even a glimpse of bright light for just a few seconds will set your dark adaptation back several minutes. This is why we completely darken the cabin of the aircraft while in the auroral zone. If you want to take lots of photos, be aware that this will invariably involve frequently looking at a relatively bright LCD view screen, and this will prevent your eyes from fully dark adapting.

In over 20 years of auroral observing, I have concluded that it is not possible to capture the perfect photo and have the perfect visual experience at the same time. I therefore encourage passengers to give some thought about what they want to get out of the experience, and plan accordingly.

If you do decide to take photos, it's essential that you get to know

your camera properly (practice using it in the dark before the flight), and if possible turn off the LCD screen (or at least turn the brightness down to minimum) beforehand. In the end we can't absolutely guarantee what you will see, but with appropriate understanding and preparation, you can be sure to maximise your viewing pleasure.

Dr Steven Voss, Aurora chaser.





# QANTAS DREAMLINER

*Providing optimal comfort and space*

Providing optimal comfort and space for every passenger is at the core of the Qantas Dreamliner design which features 236 seats – less than most other aircraft of its type.

The aircraft is fitted with state-of-the-art technology to reduce turbulence, improve noise quality and reduced aircraft vibrations for a smoother flight. Every seat has been designed to offer the ultimate comfort for long-haul flyers.

The windows on the Dreamliner are 65% larger than comparable aircraft windows, providing an increased sense of space and the opportunity for passengers to see more of the world.

- Choose your seating options:**
- PREMIUM BUSINESS CLASS
  - BUSINESS CLASS
  - PREMIUM ECONOMY CLASS
  - ECONOMY NO WING
  - ECONOMY CLASS WING
  - ECONOMY CLASS – LIMITED VIEW

**All seating classes will experience spectacular views and an unforgettable round-trip including:**

- Two full-service Qantas meals plus in-flight snacks
- Celebrate your adventure with champagne, wine, beer, spirits, and soft drinks as you enjoy a full bar service onboard.
- Choose your viewing on the in seat entertainment system.


## SEAT SWAP PROCESS



Cabin Crew will advise you when the seat swap process will commence.

Seat swap process will occur by cabin and by row number.

Our team on board will assist in the seat swapping process.



You will be required to tidy your own seat area prior to vacating as follows:

- Collect all rubbish from the seat back pocket and within the seat area, placing in the white bag provided
- Wipe down tray table
- Wipe down seatbelt and buckle
- Wipe down IFE screen and control
- If in window seat, wipe down window and shade



Refer to your second boarding pass for the location of your next seat.

You will need to take with you to your next seat:

- Blanket
- Pillow
- Headset
- Your personal items will remain in the original overhead locker



Crew will move through the cabin to collect rubbish once seat swap has been completed.

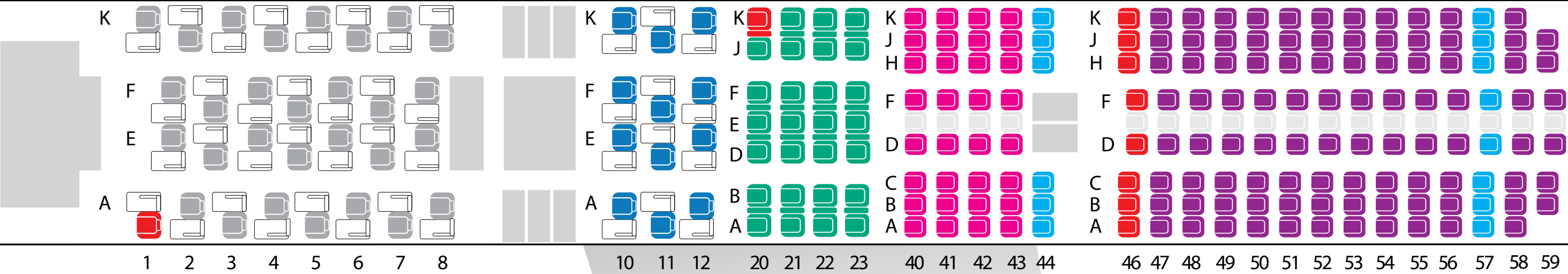
Please remember face masks are mandatory during the flight.

Wipes will be provided by crew during the flight.



SEATING PLAN

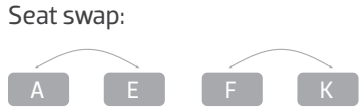
Reserved Empty seat



PREMIUM BUSINESS CLASS

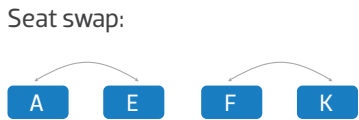
Admire wide views of the Aurora Australis in utmost comfort with full international business class service in a Premium Business Class seats. The windows in the Dreamliner are 65% larger than comparable aircraft windows.

In Premium Business Class, you will enjoy a super soft leather seat that transforms into a luxurious two-metre lie-flat bed, with a memory foam mattress, two full-size pillows and a cosy duvet. The extensive storage space, wide range of seat adjustments and in-seat massage options will suit your personal needs. And all lie-flat beds have direct aisle access. As per the below seat swap diagram the window and adjacent aisle seats will swap throughout the flight to give everyone ample time in the window seat.



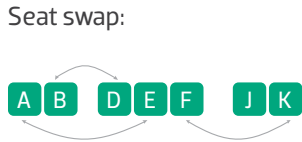
BUSINESS CLASS

Enjoy the same wonderful seating and service as Premium Business Class customers. The difference is the seats are situated over the wing. This does slightly obstruct views of the night sky however many photographers like the wing as it gives great perspective in images and video. These seats will undergo a swap as per the below diagram to ensure everyone gets ample time in a window seat.



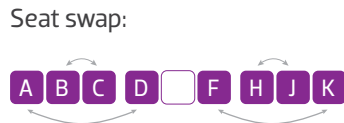
PREMIUM ECONOMY CLASS

Stretch out and relax in Qantas's award-winning Premium Economy cabin, with luxurious levels of space and attentive service. Seated in an intimate and private cabin, you'll enjoy the benefits of flying premium with a well thought out seat design, indulgent touches to make you feel at home plus a refreshed menu and an extensive wine list. All while you enjoy magnificent views of the Southern Lights through large windows. As per the below diagram there will be a seat swap during the flight to give everyone the opportunity to get better views through the large windows.



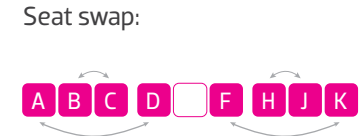
ECONOMY CLASS NO WING

These economy seats have unobstructed views from the windows. All economy customers will enjoy a full meal service for dinner & breakfast. On the Dreamliner B787's you'll enjoy the next generation and award-winning Recaro seat, ergonomically designed for optimal comfort. Everything has been thought of to support your travel needs – mood lights, storage areas, inflight entertainment and even a personal electronic device shelf. As per the below diagram there will be a seat swap during the flight to give everyone the opportunity to get better views through the large windows.



ECONOMY CLASS WING

These economy seats are over the wing. This does obstruct views of the night sky however many photographers like the wing as it gives great perspective in images and video. All economy customers will enjoy a full meal service for dinner & breakfast. As per the below diagram there will be a seat swap during the flight to give everyone the opportunity to get better views through the large windows.



ECONOMY CLASS - LIMITED VIEW

Limited View seats do not have direct access to a window. These passengers are given priority access to stand in the common areas to enjoy the views of Aurora Australis. Passengers will enjoy Qantas's International service. All economy customers will enjoy a full meal service for dinner & breakfast as well as inflight entertainment.

These seats do not rotate.





SOUTHERN LIGHTS NIGHT FLIGHT

CITY & DEP DATE	PREMIUM BUSINESS	BUSINESS	PREMIUM ECONOMY	ECONOMY NO WING	ECONOMY WING	ECONOMY LIMITED VIEW
ADELAIDE						
23 SEP 2022	\$6,995	\$6,395	\$3,995	\$2,495	\$2,095	\$1,295
BRISBANE						
24 MAR 2023	\$7,695	\$6,995	\$4,495	\$2,895	\$2,395	\$1,395
SYDNEY						
24 SEP 2022	\$6,995	\$6,395	\$3,995	\$2,495	\$2,095	\$1,295
17 MAR 2023	\$6,995	\$6,395	\$3,995	\$2,495	\$2,095	\$1,295
MELBOURNE						
18 MAR 2023	\$6,995	\$6,395	\$3,995	\$2,495	\$2,095	\$1,295

Pricing listed is \$AU Per Person

FREQUENTLY ASKED QUESTIONS

What is the probability of seeing an Aurora?

As we are in Nature's hands we cannot guarantee a sighting, but there is an over 95% chance of encountering the stunning beauty of the Southern Lights in a magnificent, unforgettable display.

How long will we see the Aurora for?

As you will appreciate, the Aurora is a natural phenomenon, so this can never be guaranteed. However, on previous two charter flights, passengers enjoyed 4 and 6 hours of viewing.

How does the seat swap work?

We will be doing a seat swap during the flight. As can be seen on the Seat Swap diagram on the Seating Plan the aim is to give passengers in the seating classes that will be doing a seat swap time in a window seat or seat next to a window. Please Note the Economy Class – Limited View category will not be doing a seat swap. The helpful Qantas staff onboard will be facilitating the seat swap and instructing on the cleaning regime required during the process.

What if it is bad weather?

As we fly above the clouds and the weather systems and due to the great navigational ability of the Dreamliner sightings of the Aurora should not be affected by weather.

Where will we fly?

From departure, we will head south aiming for latitudes of 62 degrees south, our ultimate flight path will depend on where we find the Aurora.

What time will we fly?

To get the best Aurora's we need to fly at night. This means that the flights will depart mid evening and arrive home early the next morning.

What are the Aurora colours going to look like?

Depending on the activity on the night, most people will be able to see at least some Auroral activity. The depth and range of colours that people can see sometimes vary from person to person. Modern digital cameras have greater sensitivity and can capture more colours and greater contrast.

Are there any age Restrictions for the Flight?

There are no age restriction on the flights, although please be aware that there is no discounted pricing for children.

**Please Note:** this is a long flight for young children and we do not recommend the trip for children aged 8 years and younger. Children under 16 years of age must be accompanied by an adult.

Can I use or redeem Qantas Frequent Flyer points or credits for my flight?

As this is a chartered flight, they do not accumulate or accept frequent flyer points. Any credits held with Qantas can also not be used to purchase these flights.

Can I access the Qantas Airport Lounge?

Yes, the Qantas Airport Lounges can be accessed for passengers who hold the required loyalty status.

Can I reserve a particular seat?

You can select a seating class but not a particular seat. The Seating allocation will be finalised close to departure taking into consideration all booking requirements.

Can I offset the carbon emissions from my flight?

As a member of Responsible Travel, Chimu Adventures have always put measures in place to reduce our impact on the environment. We will be offsetting the carbon emissions of all the Southern Lights Flights.

COVID MEASURES

We take the health and safety of our passengers and crew seriously during COVID 19. As such we will be undertaking these additional COVID safety measures during your Aurora flight, in partnership with Qantas and airport authorities:

- To reduce congestion on board, not all seats in Economy Class will be utilised. This will allow more space for passengers.
- Each passenger will receive a personal Qantas pack for the flight including disposable mask, sanitiser and disinfectant wipes.
- There is enhanced cleaning of the aircraft with a disinfectant effective against coronaviruses including during the seat swap process. The aircraft's air conditioning system is fitted with hospital-grade HEPA filters, which remove 99.9% of all particles, including viruses. Air inside the cabin is refreshed every few minutes, ensuring high air quality.
- Additional sanitisers will be available on board throughout the duration of the flight.

# TERMS & CONDITIONS

## Charter Manager

Chimu Adventures Pty Ltd, 65 110 269 380, 01/308 Pacific Hwy, Crows Nest, NSW, 2065.

## Charter airline

Qantas Airways Limited has been contracted as the operating Airline. However all bookings for this flight must be made via the charter.

## Deposit and final payments

A non-refundable deposit per passenger is due at the time of booking equivalent to:

1. Economy class seats AUD\$500.00 per person
2. Premium Economy AUD\$750.00 per person
3. Business class seats AUD\$1000.00 per person

Final payment of your booking balance is required eight weeks prior to your departure date.

## Fares:

All fares and charges are per person in Australian dollars, including GST.

## Cancellation fees

1. Between confirmation and eight weeks prior to departure – full loss of deposit.
2. Between eight weeks and four weeks prior to departure – full refund less 50% cancellation fee.
3. Between four weeks and departure date – no refund

Travel insurance is strongly recommended.

## Amendment/transfer

Your ticket can be transferred to another person up to 48 hours prior to departure. An AUD\$150 name change service fee per change will apply. This same service fee will apply for change of class.

## Travel documents

Trip information and travel documents will be forwarded to you approximately 10 days prior to travel, providing full payment has been received.

## Seat numbers

Will not be confirmed in advance of the flight. They will be issued on your boarding pass at the departure airport.

## Your flight contract

is with Chimu Adventures Pty Ltd. We have made every effort to ensure that photographs, pricing and all other services will be as represented. Please note that we cannot be responsible for the act or omissions of suppliers or services, or for any representation made by suppliers or third parties. The services are subject to the conditions imposed by the suppliers and their liability may be limited by their tariffs, conditions of carriage, international conventions and agreements, or customs of their businesses. Therefore, Chimu Adventures Pty Ltd. cannot assume responsibility for any claims, losses, damage, costs, or expenses of any nature arising out of injury; accident; or death, loss of, damage to, or delay in connection with baggage or other property; delay; inconvenience; upset; disappointment; stress; frustration; or loss of employment or loss of holiday time resulting from:

1. The act or fault or omission of any party other than Chimu Adventures Pty Ltd. or its employees.
2. The passenger's failure to obtain related documentation.

The passenger will not be entitled to any refund if the passenger fails to follow the instruction of Chimu Adventures Pty Ltd or its representatives.

We reserve the right to alter or cancel any services you have purchased and inclusions may vary depending on weather, or other uncertainties, and are subject to change. The photographs appearing in this brochure are representational only and are not a guarantee that everything will be exactly as depicted at the location upon arrival. Whilst every endeavour will be made to adhere to the proposed route, weather conditions may determine the actual route, according to the absolute discretion of the Captain of the aircraft. No guarantee can be given of clear viewing conditions and no refund or part refund will be made if the views are fully or partially obscured. Alternative routes will be selected to give the best viewing if the planned route has unfavourable weather conditions.

## Governing rule

The charter proposal set out herein and the participants' acceptance by completion of the booking form creates an agreement between the Charter Manager and the participants. The booking form forms part of this documentation.

## Special note:

An Qantas 787 aircraft will operate all flights; however, other Qantas aircraft may be substituted without notice. Frequent flyer points do not apply. Depending on prevailing weather conditions the routing and points of interest viewed may vary. Alternative flight paths may enable viewing of many spectacular points of interest but clear views cannot be guaranteed. If flight booking numbers do not reach minimum numbers then the flight may be cancelled prior to departure date and if this were to occur we'd provide a full refund but will not be responsible for any additional indirect costs. Passport identification is NOT required upon check-in. As this is classed as a domestic charter flight, a valid photo identification card such as a drivers licence is required upon check in. Photos/videos Photographs or videos of the flight may be used for promotional purposes. Agreeing to these terms online and acceptance of the documents indicates your acceptance and release for this material to be used for promotional and/or resale purposes.

**Airline levy** Airline fuel and/or security levies may apply.

## Chimu Adventures COVID-19 Vaccination information

Safety of everyone in our travelling community is our priority.

For all travellers on all Chimu Adventures' scenic flights, we recommend at least a double dose of a reputable COVID-19 vaccination and time for immunity to take effect, prior to departure.

Your travel agent:



Call 1300 818 634  
[www.chimuadventures.com](http://www.chimuadventures.com)